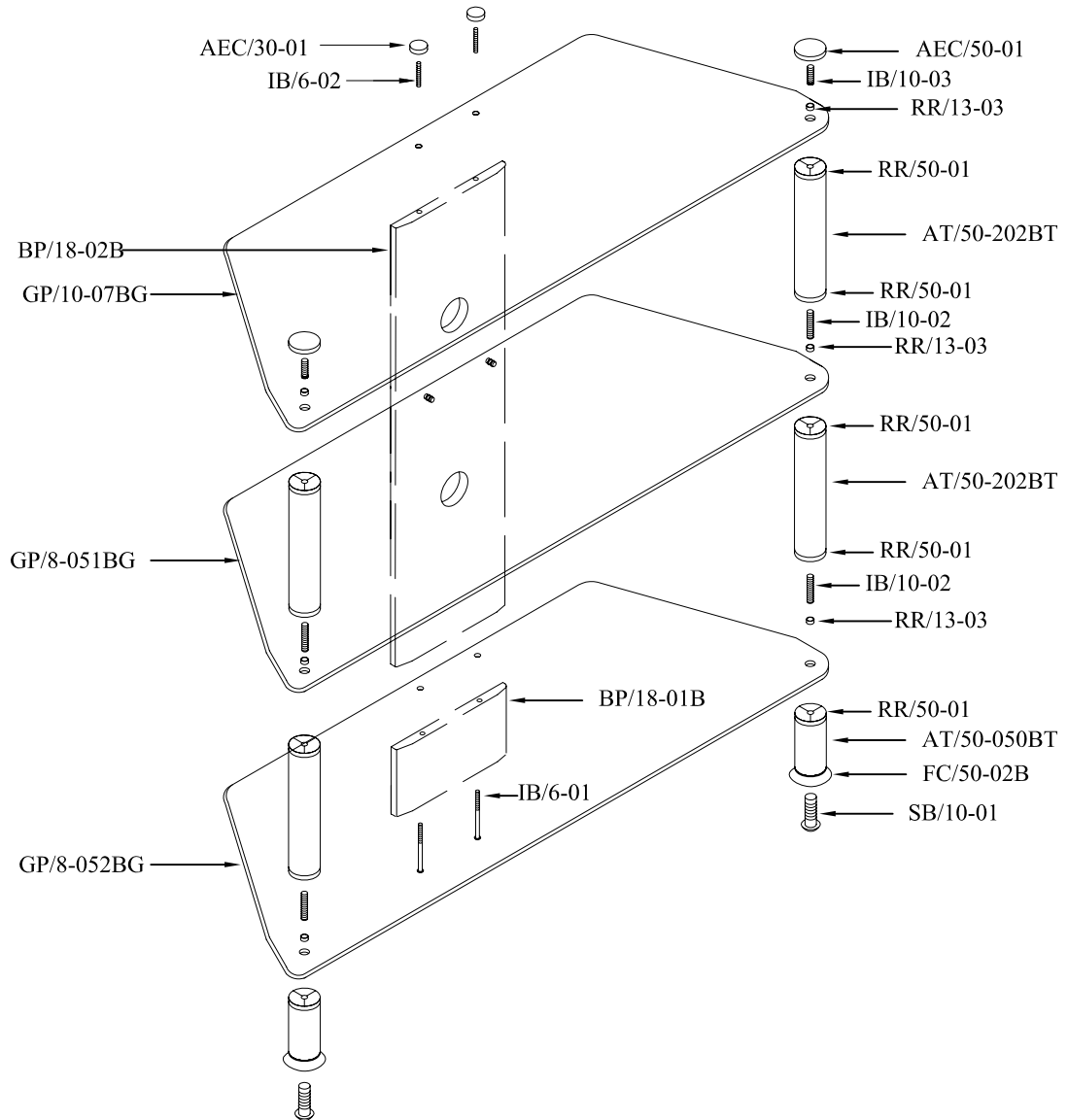


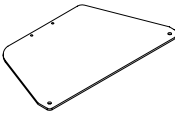
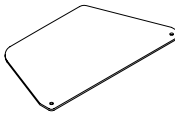
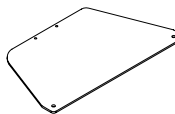













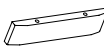



# Schema di installazione

## TVM-020B



# Lista Componenti

Modello TVM-020B

Nr.	Nome	Descrizione	Disegno	Q.tà
1	GP/10--07BG	Piano di vetro 10mm 1150mm x 460mm		1
2	GP/8--051BG	Piano di vetro 8mm 1150mm x 425mm		1
3	GP/8--052BG	Piano di vetro 8mm 1150mm x 460mm		1
4	AT/50--202BT	Tubo alluminio 202mm		4
5	AT/50--050BT	Tubo alluminio 50mm		2
6	AEC/50--01	Cappuccio alluminio 50mm		2
7	AEC/30--01	Cappuccio alluminio 30mm		2
8	FC/50--02B	Piedino di plastica		2
9	RR/50--01	Gommino anello 50mm		10
10	RR/13--01	Gommino anello 13mm		6
11	IB/10--02	Barra filettata M10 x 40mm		4
12	IB/10--03	Barra filettata M10 x 30mm		2
13	IB/6--01	Vite M6 x 60mm		2
14	IB/6--02	Barra filettata M6 x 50mm		2
15	SB/10--01	Vite M10 x 20mm		2
16	BP/18--02B	Pannello legno 18mm		1
17	BP/18--01B	Listello legno 18mm		1
18	GB/7--01	Supporto vetro 7mm		2
19	KL--01	Chiave a brugola		1
20	KL--02	Chiave a brugola		1